

32 100m Butterfly Men Final

Official

1 Final 11 years

Official

heat Started at: 06:42 PM (- 8 min)

Lane	Competitor	Age	Club	RT	PTS	Rank	Result
4	Chao Wang	11	Porir...	0.65		1	1:11.86 Entry: 1:11.71 +0.15
	25m: 15.56		50m: 33.90 (18.34)				
	75m: 53.15 (19.25)		100m: 1:11.86 (18.71)				
5	Wiremu Ge...	11	Troja...			2	1:37.40 Entry: 1:41.09 -3.69
	25m: 18.24		50m: 42.24 (24.00)				
	75m: 1:09.19 (26.95)		100m: 1:37.40 (28.21)				

2 Final 12 years

Official

heat Estimated start time: 06:52 PM

Lane	Competitor	Age	Club	RT	PTS	Rank	Result
4	Tyler Sheld...	12	Enter...			1	1:33.27 Entry: 1:34.14 -0.87
	25m:		50m:				
	75m:		100m: 1:33.27 (1:33.27)				

3 Final 13 years

Official

heat Started at: 06:44 PM (- 10 min)

Lane	Competitor	Age	Club	RT	PTS	Rank	Result
3	Shai Lahav	13	Pirat...	0.52		3	1:14.95 Entry: 1:16.43 -1.48
	25m: 17.05		50m: 35.72 (18.67)				
	75m: 55.28 (19.56)		100m: 1:14.95 (19.67)				
4	Aiden Carlisle	13	Napi...	0.66		1	1:06.85 Entry: 1:11.18 -4.33
	25m: 13.57		50m: 30.40 (16.83)				
	75m: 48.40 (18.00)		100m: 1:06.85 (18.45)				
5	Noah Smith	13	Napi...	0.63		2	1:12.41 Entry: 1:12.36 +0.05
	25m: 15.70		50m: 34.76 (19.06)				
	75m: 53.23 (18.47)		100m: 1:12.41 (19.18)				
6	Connor Ha...	13	Napi...	0.57		4	1:31.31 Entry: 1:29.35 +1.96
	25m: 18.17		50m: 40.78 (22.61)				
	75m: 1:05.46 (24.68)		100m: 1:31.31 (25.85)				

4 Final 14 years

Official

heat Estimated start time: 06:57 PM

Lane	Competitor	Age	Club	RT	PTS	Rank	Result
4	Kaeto Sasa...	14	Enter...			1	1:05.16 Entry: 1:07.67 -2.51
	25m:		50m:				

75m:







100m: 1:05.16 (1:05.16)

5 Final 15 years

Official

heat

Started at: 06:47 PM (- 12 min)

















Lane	Competitor	Age	Club	RT	PTS	Rank	Result
3	 Bartly Trotter	15	 Troja...	0.68		3	1:05.60 Entry: 1:05.62 -0.02
	25m: 13.64		50m: 29.90 (16.26)				
	75m: 47.49 (17.59)		100m: 1:05.60 (18.11)				
4	 Declan Bro...	15	 Pirat...	0.63		1	58.62 Entry: 58.96 -0.34
	25m: 12.50		50m: 27.50 (15.00)				
	75m: 42.94 (15.44)		100m: 58.62 (15.68)				
5	 Aidan Hyde...	15	 Napi...	0.66		2	1:04.10 Entry: 1:03.57 +0.53
	25m: 13.29		50m: 29.17 (15.88)				
	75m: 45.90 (16.73)		100m: 1:04.10 (18.20)				

6 Final 16 and older

Official

heat

Started at: 06:49 PM (- 12 min)

Lane	Competitor	Age	Club	RT	PTS	Rank	Result
0	 John Mana...	16	 Cent...	0.56		8	1:11.40 Entry: 1:10.21 +1.19
	25m: 14.53		50m: 32.33 (17.80)				
	75m: 51.33 (19.00)		100m: 1:11.40 (20.07)				
1	 Jacob Dou...	18	 Kiwi ...	0.66		6	1:03.90 Entry: 1:04.24 -0.34
	25m: 13.33		50m: 29.29 (15.96)				
	75m: 45.96 (16.67)		100m: 1:03.90 (17.94)				
2	 Jayden Bry...	18	 Cent...	0.68		4	1:02.37 Entry: 1:02.92 -0.55
	25m: 12.88		50m: 28.25 (15.37)				
	75m: 44.94 (16.69)		100m: 1:02.37 (17.43)				
3	 Javarn Ray	16	 Here...	0.65		5	1:02.47 Entry: 1:02.84 -0.37
	25m: 13.22		50m: 28.57 (15.35)				
	75m: 44.82 (16.25)		100m: 1:02.47 (17.65)				
4	 Sam Skidm...	16	 Troja...	4.97		2	59.63 Entry: 1:00.20 -0.57
	25m: 12.08		50m: 26.91 (14.83)				
	75m: 43.03 (16.12)		100m: 59.63 (16.60)				
5	 Max Phillips	18	 Com...	0.61		3	1:02.31 Entry: 1:02.83 -0.52
	25m: 12.79		50m: 28.11 (15.32)				
	75m: 44.75 (16.64)		100m: 1:02.31 (17.56)				
6	 Max MacIn...	16	 Gree...	0.74		7	1:07.35 Entry: 1:02.85 +4.50
	25m: 13.38		50m: 29.62 (16.24)				
	75m: 47.82 (18.20)		100m: 1:07.35 (19.53)				
7	 Lucas Perc...	18	 Cent...	0.69		1	58.69 Entry: 1:03.99 -5.30
	25m: 12.10		50m: 26.60 (14.50)				

75m: 42.62 (16.02) 100m: 58.69 (16.07)

8



Wyatt Holmes

18



Here...

DNS

9



Liam McEn...

16



Here... 0.63

9

1:17.63

Entry: 1:10.36 +7.27

25m: 15.13 50m: 33.98 (18.85)

75m: 55.42 (21.44) 100m: 1:17.63 (22.21)